



**T O T O W A  
P U B L I C  
S C H O O L S**

**OFFICE OF THE SUPERINTENDENT**  
Washington Park School  
10 Crews Street, Totowa, NJ 07512  
Phone: 973-956-0010 Fax: 973-956-9859

Patricia Capitelli

Superintendent

June 17, 2021

Dear Parents and Guardians:

If you will need medication to be administered by the school nurse during the school year, **please have your physician fill out and stamp the enclosed medication form / forms.** They can be found on the parent portal. A parent signature is also required on the medication forms.

Please return the forms and the medication prior to the start of school in September 2021.

All medication must be brought to school by a parent / guardian and be in its original container.

As always, please feel free to contact me with any questions or concerns.

Thank you,

Lori Johnson R.N.

# Totowa Borough Public Schools

"Our Kids Come First"

OFFICE OF THE SUPERINTENDENT

10 Crews Street, Totowa, NJ 07512

Phone: 973-956-0010 Fax: 973-956-0241

[www.Totowa.k12.nj.us](http://www.Totowa.k12.nj.us)

*Patricia Capitelli*  
Superintendent

*Lori Johnson / Beverly Luciano*  
School Nurses

## Permission Form for Administration of Medication 2021-2022 School Year

Medication must come as dispensed by the pharmacy; have the name of the child, prescribing physician, medication, dosage, administration schedule, and the name of the pharmacy on the container. Parents are responsible for bringing the medication to the school and for picking up unused medication.

It should be understood that when the Parent(s)/Guardian(s) authorize a medical treatment for their child in school, such authorization includes permission for appropriate communication between the school health professional and the medical prescriber related to the specific treatment in question.

Pupils Name \_\_\_\_\_  
Name of Medication \_\_\_\_\_  
Purpose of its administration to pupil \_\_\_\_\_  
Proper Timing of Medication \_\_\_\_\_  
Proper dosage of medication: \_\_\_\_\_  
Possible side effects: \_\_\_\_\_  
Other medication(s) currently being taken: \_\_\_\_\_  
Time Medication will be discontinued: End of current school year – (2021-2022)

**The above student is physically fit to attend school, free of contagious disease, and would not be able to attend school unless the above medication can be administered during school time.**

Physician Signature: \_\_\_\_\_ Date: \_\_\_\_\_

Physician's Name (print) \_\_\_\_\_

Parent/ Guardian  
Signature \_\_\_\_\_ Date: \_\_\_\_\_

Permission Granted: \_\_\_\_\_ Principal's Signature: \_\_\_\_\_ Date: \_\_\_\_\_

Permission Denied: \_\_\_\_\_ Principal's Signature: \_\_\_\_\_

Reason for Denial: \_\_\_\_\_

All discontinued medication must be picked up by the parent within two weeks or it will be discarded.

\*\*The parents or guardians of the pupil acknowledge that the Totowa school district, the Board of Education, and its employees shall incur no liability as a result of any injury arising from the administration of medication by the school nurse. Also the parents or guardians shall indemnify and hold harmless the Totowa School district, the Board of Education and its employees or agents from any and all claims arising out of the administration of medication.

Revised 06/2021



**FARE**

Food Allergy Research & Education

# FOOD ALLERGY & ANAPHYLAXIS EMERGENCY CARE PLAN

Name: \_\_\_\_\_ D.O.B.: \_\_\_\_\_

Allergy to: \_\_\_\_\_

Weight: \_\_\_\_\_ lbs. Asthma:  Yes (higher risk for a severe reaction)  No

**PLACE  
PICTURE  
HERE**

**NOTE: Do not depend on antihistamines or inhalers (bronchodilators) to treat a severe reaction. USE EPINEPHRINE.**

**Extremely reactive to the following allergens:** \_\_\_\_\_

**THEREFORE:**

If checked, give epinephrine immediately if the allergen was **LIKELY** eaten, for **ANY** symptoms.

If checked, give epinephrine immediately if the allergen was **DEFINITELY** eaten, even if no symptoms are apparent.

## FOR ANY OF THE FOLLOWING: SEVERE SYMPTOMS



### LUNG

Shortness of breath, wheezing, repetitive cough



### HEART

Pale or bluish skin, faintness, weak pulse, dizziness



### THROAT

Tight or hoarse throat, trouble breathing or swallowing



### MOUTH

Significant swelling of the tongue or lips



### SKIN

Many hives over body, widespread redness



### GUT

Repetitive vomiting, severe diarrhea



### OTHER

Feeling something bad is about to happen, anxiety, confusion

**OR A  
COMBINATION**  
of symptoms  
from different  
body areas.

## MILD SYMPTOMS



### NOSE

Itchy or runny nose, sneezing



### MOUTH

Itchy mouth



### SKIN

A few hives, mild itch



### GUT

Mild nausea or discomfort

**FOR MILD SYMPTOMS FROM MORE THAN ONE SYSTEM AREA, GIVE EPINEPHRINE.**

**FOR MILD SYMPTOMS FROM A SINGLE SYSTEM AREA, FOLLOW THE DIRECTIONS BELOW:**

1. Antihistamines may be given, if ordered by a healthcare provider.
2. Stay with the person; alert emergency contacts.
3. Watch closely for changes. If symptoms worsen, give epinephrine.

## MEDICATIONS/DOSES

Epinephrine Brand or Generic: \_\_\_\_\_

Epinephrine Dose:  0.15 mg IM.  0.3 mg IM

Antihistamine Brand or Generic: \_\_\_\_\_

Antihistamine Dose: \_\_\_\_\_

Other (e.g., inhaler-bronchodilator if wheezing): \_\_\_\_\_

1. **INJECT EPINEPHRINE IMMEDIATELY.**
2. **Call 911.** Tell emergency dispatcher the person is having anaphylaxis and may need epinephrine when emergency responders arrive.
  - Consider giving additional medications following epinephrine:
    - » Antihistamine
    - » Inhaler (bronchodilator) if wheezing
  - Lay the person flat, raise legs and keep warm. If breathing is difficult or they are vomiting, let them sit up or lie on their side.
  - If symptoms do not improve, or symptoms return, more doses of epinephrine can be given about 5 minutes or more after the last dose.
  - Alert emergency contacts.
  - Transport patient to ER, even if symptoms resolve. Patient should remain in ER for at least 4 hours because symptoms may return.

PATIENT OR PARENT/GUARDIAN AUTHORIZATION SIGNATURE

DATE

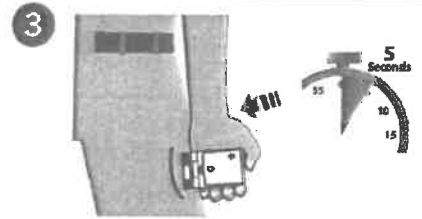
PHYSICIAN/HCP AUTHORIZATION SIGNATURE

DATE



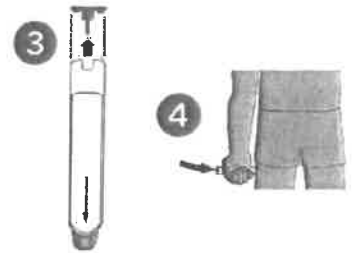
**HOW TO USE AUVI-Q® (EPINEPHRINE INJECTION, USP), KALEO**

1. Remove Auvi-Q from the outer case.
2. Pull off red safety guard.
3. Place black end of Auvi-Q against the middle of the outer thigh.
4. Press firmly, and hold in place for 5 seconds.
5. Call 911 and get emergency medical help right away.



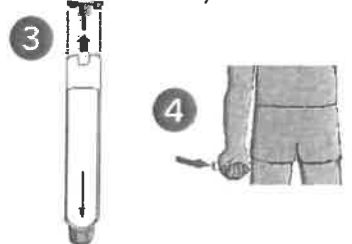
**HOW TO USE EPIPEN® AND EPIPEN JR® (EPINEPHRINE) AUTO-INJECTOR, MYLAN**

1. Remove the EpiPen® or EpiPen Jr® Auto-Injector from the clear carrier tube.
2. Grasp the auto-injector in your fist with the orange tip (needle end) pointing downward.
3. With your other hand, remove the blue safety release by pulling straight up.
4. Swing and push the auto-injector firmly into the middle of the outer thigh until it 'clicks'.
5. Hold firmly in place for 3 seconds (count slowly 1, 2, 3).
6. Remove and massage the injection area for 10 seconds.
7. Call 911 and get emergency medical help right away.



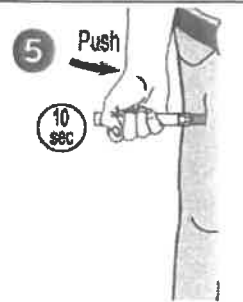
**HOW TO USE EPINEPHRINE INJECTION (AUTHORIZED GENERIC OF EPIPEN®), USP AUTO-INJECTOR, MYLAN**

1. Remove the epinephrine auto-injector from the clear carrier tube.
2. Grasp the auto-injector in your fist with the orange tip (needle end) pointing downward.
3. With your other hand, remove the blue safety release by pulling straight up.
4. Swing and push the auto-injector firmly into the middle of the outer thigh until it 'clicks'.
5. Hold firmly in place for 3 seconds (count slowly 1, 2, 3).
6. Remove and massage the injection area for 10 seconds.
7. Call 911 and get emergency medical help right away.



**HOW TO USE IMPAX EPINEPHRINE INJECTION (AUTHORIZED GENERIC OF ADRENACLICK®), USP AUTO-INJECTOR, IMPAX LABORATORIES**

1. Remove epinephrine auto-injector from its protective carrying case.
2. Pull off both blue end caps: you will now see a red tip.
3. Grasp the auto-injector in your fist with the red tip pointing downward.
4. Put the red tip against the middle of the outer thigh at a 90-degree angle, perpendicular to the thigh.
5. Press down hard and hold firmly against the thigh for approximately 10 seconds.
6. Remove and massage the area for 10 seconds.
7. Call 911 and get emergency medical help right away.



**ADMINISTRATION AND SAFETY INFORMATION FOR ALL AUTO-INJECTORS:**

1. Do not put your thumb, fingers or hand over the tip of the auto-injector or inject into any body part other than mid-outer thigh. In case of accidental injection, go immediately to the nearest emergency room.
2. If administering to a young child, hold their leg firmly in place before and during injection to prevent injuries.
3. Epinephrine can be injected through clothing if needed.
4. Call 911 immediately after injection.

**OTHER DIRECTIONS/INFORMATION** (may self-carry epinephrine, may self-administer epinephrine, etc.):

Treat the person before calling emergency contacts. The first signs of a reaction can be mild, but symptoms can worsen quickly.

**EMERGENCY CONTACTS — CALL 911**

RESCUE SQUAD: \_\_\_\_\_  
 DOCTOR: \_\_\_\_\_ PHONE: \_\_\_\_\_  
 PARENT/GUARDIAN: \_\_\_\_\_ PHONE: \_\_\_\_\_

**OTHER EMERGENCY CONTACTS**

NAME/RELATIONSHIP: \_\_\_\_\_  
 PHONE: \_\_\_\_\_  
 NAME/RELATIONSHIP: \_\_\_\_\_  
 PHONE: \_\_\_\_\_

# Asthma Treatment Plan – Student

(This asthma action plan meets NJ Law N.J.S.A. 18A:40-12.8) (Physician's Orders)

The Pediatric/Adult Asthma Coalition of New Jersey  
 "Your Pathway to Asthma Control"  
 NJCOP approved Plan available at www.pacnj.org

Sponsored by AMERICAN LUNG ASSOCIATION IN NEW JERSEY

N.J. Health New Jersey Department of Health



(Please Print)

Name	Date of Birth	Effective Date
Doctor	Parent/Guardian (if applicable)	Emergency Contact
Phone	Phone	Phone

## HEALTHY (Green Zone) IIIII



You have **all** of these:

- Breathing is good
- No cough or wheeze
- Sleep through the night
- Can work, exercise, and play

And/or Peak flow above \_\_\_\_\_

**Take daily control medicine(s). Some inhalers may be more effective with a "spacer" – use if directed.**

MEDICINE	HOW MUCH to take and HOW OFTEN to take it
<input type="checkbox"/> Advair® HFA <input type="checkbox"/> 45, <input type="checkbox"/> 115, <input type="checkbox"/> 230	2 puffs twice a day
<input type="checkbox"/> Aerospir™	<input type="checkbox"/> 1, <input type="checkbox"/> 2 puffs twice a day
<input type="checkbox"/> Alvesco® <input type="checkbox"/> 80, <input type="checkbox"/> 160	<input type="checkbox"/> 1, <input type="checkbox"/> 2 puffs twice a day
<input type="checkbox"/> Dulera® <input type="checkbox"/> 100, <input type="checkbox"/> 200	2 puffs twice a day
<input type="checkbox"/> Flovent® <input type="checkbox"/> 44, <input type="checkbox"/> 110, <input type="checkbox"/> 220	2 puffs twice a day
<input type="checkbox"/> Qvar® <input type="checkbox"/> 40, <input type="checkbox"/> 80	<input type="checkbox"/> 1, <input type="checkbox"/> 2 puffs twice a day
<input type="checkbox"/> Symbicort® <input type="checkbox"/> 80, <input type="checkbox"/> 160	<input type="checkbox"/> 1, <input type="checkbox"/> 2 puffs twice a day
<input type="checkbox"/> Advair Diskus® <input type="checkbox"/> 100, <input type="checkbox"/> 250, <input type="checkbox"/> 500	1 inhalation twice a day
<input type="checkbox"/> Asmanex® Twisthaler® <input type="checkbox"/> 110, <input type="checkbox"/> 220	<input type="checkbox"/> 1, <input type="checkbox"/> 2 inhalations <input type="checkbox"/> once or <input type="checkbox"/> twice a day
<input type="checkbox"/> Flovent® Diskus® <input type="checkbox"/> 50 <input type="checkbox"/> 100 <input type="checkbox"/> 250	1 inhalation twice a day
<input type="checkbox"/> Pulmicort Flexhaler® <input type="checkbox"/> 90, <input type="checkbox"/> 180	<input type="checkbox"/> 1, <input type="checkbox"/> 2 inhalations <input type="checkbox"/> once or <input type="checkbox"/> twice a day
<input type="checkbox"/> Pulmicort Respules® (Budesonide) <input type="checkbox"/> 0.25, <input type="checkbox"/> 0.5, <input type="checkbox"/> 1.0	1 unit nebulized <input type="checkbox"/> once or <input type="checkbox"/> twice a day
<input type="checkbox"/> Singulair® (Montelukast) <input type="checkbox"/> 4, <input type="checkbox"/> 5, <input type="checkbox"/> 10 mg	1 tablet daily
<input type="checkbox"/> Other	
<input type="checkbox"/> None	

Remember to rinse your mouth after taking inhaled medicine.

If exercise triggers your asthma, take \_\_\_\_\_ puff(s) \_\_\_\_\_ minutes before exercise.

## Triggers Check all items that trigger patient's asthma:

- Colds/flu
- Exercise
- Allergens
  - Dust Mites, dust, stuffed animals, carpet
  - Pollen - trees, grass, weeds
  - Mold
  - Pets - animal dander
  - Pests - rodents, cockroaches
- Odors (Irritants)
  - Cigarette smoke & second hand smoke
  - Perfumes, cleaning products, scented products
  - Smoke from burning wood, inside or outside
- Weather
  - Sudden temperature change
  - Extreme weather - hot and cold
  - Ozone alert days
- Foods:
  - \_\_\_\_\_
  - \_\_\_\_\_
  - \_\_\_\_\_

## CAUTION (Yellow Zone) IIIII



You have **any** of these:

- Cough
- Mild wheeze
- Tight chest
- Coughing at night
- Other: \_\_\_\_\_

If quick-relief medicine does not help within 15-20 minutes or has been used more than 2 times and symptoms persist, call your doctor or go to the emergency room.

And/or Peak flow from \_\_\_\_\_ to \_\_\_\_\_

**Continue daily control medicine(s) and ADD quick-relief medicine(s).**

MEDICINE	HOW MUCH to take and HOW OFTEN to take it
<input type="checkbox"/> Albuterol MDI (Pro-air® or Proventil® or Ventolin®)	2 puffs every 4 hours as needed
<input type="checkbox"/> Xopenex®	2 puffs every 4 hours as needed
<input type="checkbox"/> Albuterol <input type="checkbox"/> 1.25, <input type="checkbox"/> 2.5 mg	1 unit nebulized every 4 hours as needed
<input type="checkbox"/> Duoneb®	1 unit nebulized every 4 hours as needed
<input type="checkbox"/> Xopenex® (Levalbuterol) <input type="checkbox"/> 0.31, <input type="checkbox"/> 0.63, <input type="checkbox"/> 1.25 mg	1 unit nebulized every 4 hours as needed
<input type="checkbox"/> Combivent Respimat®	1 inhalation 4 times a day
<input type="checkbox"/> Increase the dose of, or add:	
<input type="checkbox"/> Other	

**If quick-relief medicine is needed more than 2 times a week, except before exercise, then call your doctor.**

## EMERGENCY (Red Zone) IIIII



Your asthma is getting worse fast:

- Quick-relief medicine did not help within 15-20 minutes
- Breathing is hard or fast
- Nose opens wide • Ribs show
- Trouble walking and talking
- Lips blue • Fingernails blue
- Other: \_\_\_\_\_

And/or Peak flow below \_\_\_\_\_

**Take these medicines NOW and CALL 911. Asthma can be a life-threatening illness. Do not wait!**

MEDICINE	HOW MUCH to take and HOW OFTEN to take it
<input type="checkbox"/> Albuterol MDI (Pro-air® or Proventil® or Ventolin®)	4 puffs every 20 minutes
<input type="checkbox"/> Xopenex®	4 puffs every 20 minutes
<input type="checkbox"/> Albuterol <input type="checkbox"/> 1.25, <input type="checkbox"/> 2.5 mg	1 unit nebulized every 20 minutes
<input type="checkbox"/> Duoneb®	1 unit nebulized every 20 minutes
<input type="checkbox"/> Xopenex® (Levalbuterol) <input type="checkbox"/> 0.31, <input type="checkbox"/> 0.63, <input type="checkbox"/> 1.25 mg	1 unit nebulized every 20 minutes
<input type="checkbox"/> Combivent Respimat®	1 inhalation 4 times a day
<input type="checkbox"/> Other	

This asthma treatment plan is meant to assist, not replace, the clinical decision-making required to meet individual patient needs.

### Permission to Self-administer Medication:

- This student is capable and has been instructed in the proper method of self-administering of the non-nebulized inhaled medications named above in accordance with NJ Law.
- This student is not approved to self-medicate.

PHYSICIAN/APN/PA SIGNATURE \_\_\_\_\_

Physician's Orders

DATE \_\_\_\_\_

PARENT/GUARDIAN SIGNATURE \_\_\_\_\_

PHYSICIAN STAMP \_\_\_\_\_

This document is the property of the Pediatric/Adult Asthma Coalition of New Jersey. It is intended for use only by the patient and their family. It is not to be used for any other purpose. The American Lung Association of New Jersey is a 501(c)(3) non-profit organization. All rights reserved. NJCOP approved Plan available at www.pacnj.org

REVISED AUGUST 2014  
 Permission to reproduce blank form - www.pacnj.org

Make a copy for parent and for physician file, send original to school nurse or child care provider.

# Asthma Treatment Plan – Student Parent Instructions



The PACNJ Asthma Treatment Plan is designed to help everyone understand the steps necessary for the individual student to achieve the goal of controlled asthma.

- 1. Parents/Guardians:** Before taking this form to your Health Care Provider, complete the top left section with:
  - Child's name
  - Child's doctor's name & phone number
  - Parent/Guardian's name & phone number
  - Child's date of birth
  - An Emergency Contact person's name & phone number
- 2. Your Health Care Provider will complete the following areas:**
  - The effective date of this plan
  - The medicine information for the Healthy, Caution and Emergency sections
  - Your Health Care Provider will check the box next to the medication and check how much and how often to take it
  - Your Health Care Provider may check "OTHER" and:
    - ❖ Write in asthma medications not listed on the form
    - ❖ Write in additional medications that will control your asthma
    - ❖ Write in generic medications in place of the name brand on the form
  - Together you and your Health Care Provider will decide what asthma treatment is best for your child to follow
- 3. Parents/Guardians & Health Care Providers together will discuss and then complete the following areas:**
  - Child's peak flow range in the Healthy, Caution and Emergency sections on the left side of the form
  - Child's asthma triggers on the right side of the form
  - Permission to Self-administer Medication section at the bottom of the form: Discuss your child's ability to self-administer the inhaled medications, check the appropriate box, and then both you and your Health Care Provider must sign and date the form
- 4. Parents/Guardians:** After completing the form with your Health Care Provider:
  - Make copies of the Asthma Treatment Plan and give the signed original to your child's school nurse or child care provider
  - Keep a copy easily available at home to help manage your child's asthma
  - Give copies of the Asthma Treatment Plan to everyone who provides care for your child, for example: babysitters, before/after school program staff, coaches, scout leaders

## PARENT AUTHORIZATION

I hereby give permission for my child to receive medication at school as prescribed in the Asthma Treatment Plan. Medication must be provided in its original prescription container properly labeled by a pharmacist or physician. I also give permission for the release and exchange of information between the school nurse and my child's health care provider concerning my child's health and medications. In addition, I understand that this information will be shared with school staff on a need to know basis.

Parent/Guardian Signature \_\_\_\_\_

Phone \_\_\_\_\_

Date \_\_\_\_\_

## FILL OUT THE SECTION BELOW ONLY IF YOUR HEALTH CARE PROVIDER CHECKED PERMISSION FOR YOUR CHILD TO SELF-ADMINISTER ASTHMA MEDICATION ON THE FRONT OF THIS FORM.

### RECOMMENDATIONS ARE EFFECTIVE FOR ONE (1) SCHOOL YEAR ONLY AND MUST BE RENEWED ANNUALLY

- I do request that my child be **ALLOWED** to carry the following medication \_\_\_\_\_ for self-administration in school pursuant to N.J.A.C.:6A:16-2.3. I give permission for my child to self-administer medication, as prescribed in this Asthma Treatment Plan for the current school year as I consider him/her to be responsible and capable of transporting, storing and self-administration of the medication. Medication must be kept in its original prescription container. I understand that the school district, agents and its employees shall incur no liability as a result of any condition or injury arising from the self-administration by the student of the medication prescribed on this form. I indemnify and hold harmless the School District, its agents and employees against any claims arising out of self-administration or lack of administration of this medication by the student.
- I **DO NOT** request that my child self-administer his/her asthma medication.

Parent/Guardian Signature \_\_\_\_\_

Phone \_\_\_\_\_

Date \_\_\_\_\_



Your Pathway to Asthma Control  
PACNJ approved Plan available at  
www.pacnj.org

Disclaimer: The use of this Website/PACNJ Asthma Treatment Plan and its content is at your own risk. The content is provided on an "as is" basis. The American Lung Association of the Mid-Atlantic (ALAM-A), the Pediatric/Adult Asthma Coalition of New Jersey and all affiliates disclaim all warranties, express or implied, statutory or otherwise, including but not limited to the implied warranties of merchantability, non-infringement or third parties' rights, and fitness for a particular purpose. ALAM-A makes no representations or warranties about the accuracy, reliability, completeness, currency, or timeliness of the content. ALAM-A makes no warranty, representation or guarantee that the information will be uninterrupted or error free or that any defects can be corrected. In no event shall ALAM-A be liable for any damages (including, without limitation, incidental and consequential damages, personal injury/ wrongful death, lost profits, or damages resulting from data or business interruption) resulting from the use or inability to use the content of this Asthma Treatment Plan whether based on warranty, contract, tort or any other legal theory, and whether or not ALAM-A is advised of the possibility of such damages. ALAM-A and its affiliates are not liable for any claim, whatsoever, caused by your use or misuse of the Asthma Treatment Plan, nor of this website.

The Pediatric/Adult Asthma Coalition of New Jersey, sponsored by the American Lung Association in New Jersey. This publication was supported by a grant from the New Jersey Department of Health and Senior Services, with funds provided by the U.S. Centers for Disease Control and Prevention under Cooperative Agreement 5U59EH000451-5. Its content are solely the responsibility of the authors and do not necessarily represent the official views of the New Jersey Department of Health and Senior Services or the U.S. Centers for Disease Control and Prevention. Although this document has been funded wholly or in part by the United States Environmental Protection Agency under Agreement XA96286601-2 to the American Lung Association in New Jersey, it has not gone through the Agency's publications review process and therefore, may not necessarily reflect the views of the Agency and no official endorsement should be inferred. Information in this publication is not intended to diagnose health problems or take the place of medical advice. For asthma or any medical condition, seek medical advice from your child's or your health care professional.

Sponsored by

