



TOTOWA
PUBLIC
SCHOOLS

OFFICE OF THE SUPERINTENDENT
Washington Park School
10 Crews Street, Totowa, NJ 07512
Phone: 973-956-0010 Fax: 973-956-9859

Patricia Capitelli

Superintendent
Beverly Luciano RN

June 16, 2020

Dear Parents and Guardians:

If you need medication to be administered by the school nurse during the 2020-2021 school year, **please have your physician fill out and stamp the medication form / forms.** They can be found on the parent portal. A parent signature is also required on the medication forms.

Please return the forms and the medication to the school nurse.

All medication must be brought to school by a parent / guardian and be in its original container.

As always, please feel free to contact me with any questions or concerns.

Thank you,

Beverly Luciano, MS, RN, BSN, CSN



Name: _____ D.O.B.: _____

Allergy to: _____

Weight: _____ lbs. Asthma: Yes (higher risk for a severe reaction) No

**PLACE
PICTURE
HERE**

NOTE: Do not depend on antihistamines or inhalers (bronchodilators) to treat a severe reaction. USE EPINEPHRINE.

Extremely reactive to the following allergens: _____

THEREFORE:

If checked, give epinephrine immediately if the allergen was **LIKELY** eaten, for **ANY** symptoms.

If checked, give epinephrine immediately if the allergen was **DEFINITELY** eaten, even if no symptoms are apparent.

FOR ANY OF THE FOLLOWING: SEVERE SYMPTOMS



LUNG

Shortness of breath, wheezing, repetitive cough



HEART

Pale or bluish skin, faintness, weak pulse, dizziness



THROAT

Tight or hoarse throat, trouble breathing or swallowing



MOUTH

Significant swelling of the tongue or lips



SKIN

Many hives over body, widespread redness



GUT

Repetitive vomiting, severe diarrhea



OTHER

Feeling something bad is about to happen, anxiety, confusion

**OR A
COMBINATION**
of symptoms
from different
body areas.



- 1. INJECT EPINEPHRINE IMMEDIATELY.**
- 2. Call 911.** Tell emergency dispatcher the person is having anaphylaxis and may need epinephrine when emergency responders arrive.
 - Consider giving additional medications following epinephrine:
 - » Antihistamine
 - » Inhaler (bronchodilator) if wheezing
 - Lay the person flat, raise legs and keep warm. If breathing is difficult or they are vomiting, let them sit up or lie on their side.
 - If symptoms do not improve, or symptoms return, more doses of epinephrine can be given about 5 minutes or more after the last dose.
 - Alert emergency contacts.
 - Transport patient to ER, even if symptoms resolve. Patient should remain in ER for at least 4 hours because symptoms may return.

MILD SYMPTOMS



NOSE

Itchy or runny nose, sneezing



MOUTH

Itchy mouth



SKIN

A few hives, mild itch



GUT

Mild nausea or discomfort

FOR MILD SYMPTOMS FROM MORE THAN ONE SYSTEM AREA, GIVE EPINEPHRINE.

FOR MILD SYMPTOMS FROM A SINGLE SYSTEM AREA, FOLLOW THE DIRECTIONS BELOW:

1. Antihistamines may be given, if ordered by a healthcare provider.
2. Stay with the person; alert emergency contacts.
3. Watch closely for changes. If symptoms worsen, give epinephrine.

MEDICATIONS/DOSES

Epinephrine Brand or Generic: _____

Epinephrine Dose: 0.15 mg IM 0.3 mg IM

Antihistamine Brand or Generic: _____

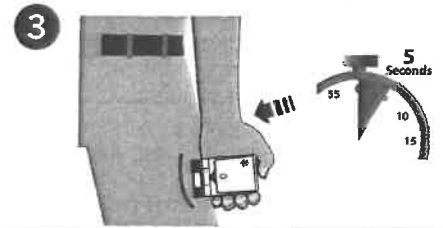
Antihistamine Dose: _____

Other (e.g., inhaler-bronchodilator if wheezing): _____



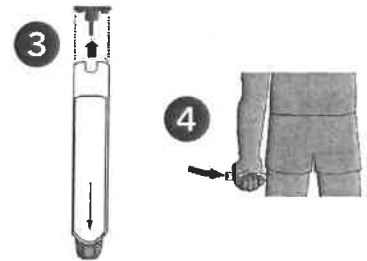
HOW TO USE AUVI-Q® (EPINEPHRINE INJECTION, USP), KALEO

1. Remove Auvi-Q from the outer case.
2. Pull off red safety guard.
3. Place black end of Auvi-Q against the middle of the outer thigh.
4. Press firmly, and hold in place for 5 seconds.
5. Call 911 and get emergency medical help right away.



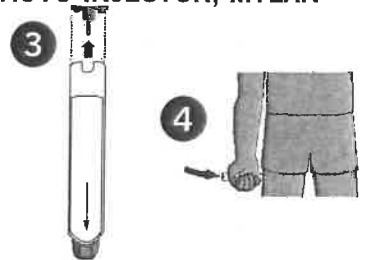
HOW TO USE EPIPEN® AND EPIPEN JR® (EPINEPHRINE) AUTO-INJECTOR, MYLAN

1. Remove the EpiPen® or EpiPen Jr® Auto-Injector from the clear carrier tube.
2. Grasp the auto-injector in your fist with the orange tip (needle end) pointing downward.
3. With your other hand, remove the blue safety release by pulling straight up.
4. Swing and push the auto-injector firmly into the middle of the outer thigh until it 'clicks'.
5. Hold firmly in place for 3 seconds (count slowly 1, 2, 3).
6. Remove and massage the injection area for 10 seconds.
7. Call 911 and get emergency medical help right away.



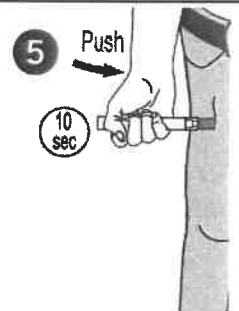
HOW TO USE EPINEPHRINE INJECTION (AUTHORIZED GENERIC OF EPIPEN®), USP AUTO-INJECTOR, MYLAN

1. Remove the epinephrine auto-injector from the clear carrier tube.
2. Grasp the auto-injector in your fist with the orange tip (needle end) pointing downward.
3. With your other hand, remove the blue safety release by pulling straight up.
4. Swing and push the auto-injector firmly into the middle of the outer thigh until it 'clicks'.
5. Hold firmly in place for 3 seconds (count slowly 1, 2, 3).
6. Remove and massage the injection area for 10 seconds.
7. Call 911 and get emergency medical help right away.



HOW TO USE IMPAX EPINEPHRINE INJECTION (AUTHORIZED GENERIC OF ADRENACLICK®), USP AUTO-INJECTOR, IMPAX LABORATORIES

1. Remove epinephrine auto-injector from its protective carrying case.
2. Pull off both blue end caps: you will now see a red tip.
3. Grasp the auto-injector in your fist with the red tip pointing downward.
4. Put the red tip against the middle of the outer thigh at a 90-degree angle, perpendicular to the thigh.
5. Press down hard and hold firmly against the thigh for approximately 10 seconds.
6. Remove and massage the area for 10 seconds.
7. Call 911 and get emergency medical help right away.



ADMINISTRATION AND SAFETY INFORMATION FOR ALL AUTO-INJECTORS:

1. Do not put your thumb, fingers or hand over the tip of the auto-injector or inject into any body part other than mid-outer thigh. In case of accidental injection, go immediately to the nearest emergency room.
2. If administering to a young child, hold their leg firmly in place before and during injection to prevent injuries.
3. Epinephrine can be injected through clothing if needed.
4. Call 911 immediately after injection.

OTHER DIRECTIONS/INFORMATION (may self-carry epinephrine, may self-administer epinephrine, etc.):

Treat the person before calling emergency contacts. The first signs of a reaction can be mild, but symptoms can worsen quickly.

EMERGENCY CONTACTS — CALL 911

RESCUE SQUAD: _____
 DOCTOR: _____ PHONE: _____
 PARENT/GUARDIAN: _____ PHONE: _____

OTHER EMERGENCY CONTACTS

NAME/RELATIONSHIP: _____
 PHONE: _____
 NAME/RELATIONSHIP: _____
 PHONE: _____

Asthma Treatment Plan – Student

(This asthma action plan meets NJ Law N.J.S.A. 18A:40-12.8) (Physician's Orders)

The Pediatric/Adult Asthma Coalition of New Jersey
 "Your Pathway to Asthma Control"
 PACNJ approved Plan available at www.pacnj.org

Sponsored by AMERICAN LUNG ASSOCIATION. IN NEW JERSEY

NJ Health New Jersey Department of Health



(Please Print)

Name		Date of Birth	Effective Date
Doctor		Parent/Guardian (if applicable)	Emergency Contact
Phone		Phone	Phone

HEALTHY (Green Zone) IIII



You have all of these:

- Breathing is good
- No cough or wheeze
- Sleep through the night
- Can work, exercise, and play

And/or Peak flow above _____

If exercise triggers your asthma, take _____

Remember to rinse your mouth after taking inhaled medicine.

_____ puff(s) _____ minutes before exercise.

CAUTION (Yellow Zone) IIII



You have any of these:

- Cough
- Mild wheeze
- Tight chest
- Coughing at night
- Other: _____

If quick-relief medicine does not help within 15-20 minutes or has been used more than 2 times and symptoms persist, call your doctor or go to the emergency room.

And/or Peak flow from _____ to _____

Take daily control medicine(s). Some inhalers may be more effective with a "spacer" – use if directed.

MEDICINE	HOW MUCH to take and HOW OFTEN to take it
<input type="checkbox"/> Advair® HFA <input type="checkbox"/> 45, <input type="checkbox"/> 115, <input type="checkbox"/> 230	_____ 2 puffs twice a day
<input type="checkbox"/> Aerospir™	<input type="checkbox"/> 1, <input type="checkbox"/> 2 puffs twice a day
<input type="checkbox"/> Alvesco® <input type="checkbox"/> 80, <input type="checkbox"/> 160	<input type="checkbox"/> 1, <input type="checkbox"/> 2 puffs twice a day
<input type="checkbox"/> Dulera® <input type="checkbox"/> 100, <input type="checkbox"/> 200	_____ 2 puffs twice a day
<input type="checkbox"/> Flovent® <input type="checkbox"/> 44, <input type="checkbox"/> 110, <input type="checkbox"/> 220	_____ 2 puffs twice a day
<input type="checkbox"/> Qvar® <input type="checkbox"/> 40, <input type="checkbox"/> 80	<input type="checkbox"/> 1, <input type="checkbox"/> 2 puffs twice a day
<input type="checkbox"/> Symbicort® <input type="checkbox"/> 80, <input type="checkbox"/> 160	<input type="checkbox"/> 1, <input type="checkbox"/> 2 puffs twice a day
<input type="checkbox"/> Advair Diskus® <input type="checkbox"/> 100, <input type="checkbox"/> 250, <input type="checkbox"/> 500	_____ 1 inhalation twice a day
<input type="checkbox"/> Asmanex® Twisthaler® <input type="checkbox"/> 110, <input type="checkbox"/> 220	<input type="checkbox"/> 1, <input type="checkbox"/> 2 inhalations <input type="checkbox"/> once or <input type="checkbox"/> twice a day
<input type="checkbox"/> Flovent® Diskus® <input type="checkbox"/> 50 <input type="checkbox"/> 100 <input type="checkbox"/> 250	_____ 1 inhalation twice a day
<input type="checkbox"/> Pulmicort Flexhaler® <input type="checkbox"/> 90, <input type="checkbox"/> 180	<input type="checkbox"/> 1, <input type="checkbox"/> 2 inhalations <input type="checkbox"/> once or <input type="checkbox"/> twice a day
<input type="checkbox"/> Pulmicort Respules® (Budesonide) <input type="checkbox"/> 0.25, <input type="checkbox"/> 0.5, <input type="checkbox"/> 1.0	_____ 1 unit nebulized <input type="checkbox"/> once or <input type="checkbox"/> twice a day
<input type="checkbox"/> Singulair® (Montelukast) <input type="checkbox"/> 4, <input type="checkbox"/> 5, <input type="checkbox"/> 10 mg	_____ 1 tablet daily
<input type="checkbox"/> Other	
<input type="checkbox"/> None	

Triggers

Check all items that trigger patient's asthma:

- Colds/flu
- Exercise
- Allergens
 - Dust Mites, dust, stuffed animals, carpet
 - Pollen - trees, grass, weeds
 - Mold
 - Pets - animal dander
 - Pests - rodents, cockroaches
- Odors (Irritants)
 - Cigarette smoke & second hand smoke
 - Perfumes, cleaning products, scented products
 - Smoke from burning wood, inside or outside
- Weather
 - Sudden temperature change
 - Extreme weather - hot and cold
 - Ozone alert days
- Foods:
- _____
- _____
- _____
- _____
- Other:
- _____
- _____
- _____
- _____

Continue daily control medicine(s) and ADD quick-relief medicine(s).

MEDICINE	HOW MUCH to take and HOW OFTEN to take it
<input type="checkbox"/> Albuterol MDI (Pro-air® or Proventil® or Ventolin®)	_____ 2 puffs every 4 hours as needed
<input type="checkbox"/> Xopenex®	_____ 2 puffs every 4 hours as needed
<input type="checkbox"/> Albuterol <input type="checkbox"/> 1.25, <input type="checkbox"/> 2.5 mg	_____ 1 unit nebulized every 4 hours as needed
<input type="checkbox"/> Duoneb®	_____ 1 unit nebulized every 4 hours as needed
<input type="checkbox"/> Xopenex® (Levalbuterol) <input type="checkbox"/> 0.31, <input type="checkbox"/> 0.63, <input type="checkbox"/> 1.25 mg	_____ 1 unit nebulized every 4 hours as needed
<input type="checkbox"/> Combivent Respimat®	_____ 1 inhalation 4 times a day
<input type="checkbox"/> Increase the dose of, or add:	
<input type="checkbox"/> Other	

• If quick-relief medicine is needed more than 2 times a week, except before exercise, then call your doctor.

EMERGENCY (Red Zone) IIII



Your asthma is getting worse fast:

- Quick-relief medicine did not help within 15-20 minutes
- Breathing is hard or fast
- Nose opens wide • Ribs show
- Trouble walking and talking
- Lips blue • Fingernails blue
- Other: _____

And/or Peak flow below _____

Take these medicines NOW and CALL 911. Asthma can be a life-threatening illness. Do not wait!

MEDICINE	HOW MUCH to take and HOW OFTEN to take it
<input type="checkbox"/> Albuterol MDI (Pro-air® or Proventil® or Ventolin®)	_____ 4 puffs every 20 minutes
<input type="checkbox"/> Xopenex®	_____ 4 puffs every 20 minutes
<input type="checkbox"/> Albuterol <input type="checkbox"/> 1.25, <input type="checkbox"/> 2.5 mg	_____ 1 unit nebulized every 20 minutes
<input type="checkbox"/> Duoneb®	_____ 1 unit nebulized every 20 minutes
<input type="checkbox"/> Xopenex® (Levalbuterol) <input type="checkbox"/> 0.31, <input type="checkbox"/> 0.63, <input type="checkbox"/> 1.25 mg	_____ 1 unit nebulized every 20 minutes
<input type="checkbox"/> Combivent Respimat®	_____ 1 inhalation 4 times a day
<input type="checkbox"/> Other	

This asthma treatment plan is meant to assist, not replace, the clinical decision-making required to meet individual patient needs.

Disclaimers: The use of the Medication Action Plan (MAP) is intended to be used by the patient or caregiver. The content is provided as an "as is" basis. The American Lung Association of the New Jersey (ALANJ), the Pediatric/Adult Asthma Coalition of New Jersey and all other parties disclaim all warranties, express or implied, including but not limited to the implied warranties of accuracy, reliability, completeness, accuracy, or timeliness. ALANJ makes no representation or warranty about the accuracy, reliability, completeness, accuracy, or timeliness of the content. ALANJ makes no representation or warranty about the accuracy, reliability, completeness, accuracy, or timeliness of any content that may be contained in or linked to this MAP. ALANJ is not liable for any damages (including without limitation, incidental and consequential damages, personal injury, property damage, or other damages) resulting from the use of this MAP. ALANJ is not liable for any other legal theory and whether or not ALANJ is in whole or in part liable for such damages. ALANJ is not liable for any damages or expenses, charges or fees incurred by you or anyone else using this MAP.

The Pediatric/Adult Asthma Coalition of New Jersey, sponsored by the American Lung Association in New Jersey. This publication was supported by a grant from the New Jersey Department of Health and Senior Services, with funds provided by the U.S. Centers for Disease Control and Prevention under Cooperative Agreement #5U49CE000201-01. Its contents do not necessarily represent the views of the Centers for Disease Control and Prevention. Although this document has been funded wholly or in part by the United States Government, certain rights are reserved by the American Lung Association in New Jersey. It is not to be distributed, reproduced, or otherwise used for purposes not intended by the American Lung Association. For more information, please contact the American Lung Association at 1-800-558-LUNG or visit www.alanet.org. For address or a medical condition, see medical advice from your child's or your health care professional.

REVISED AUGUST 2014

Permission to reproduce blank form - www.pacnj.org

Permission to Self-administer Medication:

- This student is capable and has been instructed in the proper method of self-administering of the non-nebulized inhaled medications named above in accordance with NJ Law.
- This student is not approved to self-medicate.

PHYSICIAN/APN/PA SIGNATURE _____

Physician's Orders

DATE _____

PARENT/GUARDIAN SIGNATURE _____

PHYSICIAN STAMP _____

Make a copy for parent and for physician file, send original to school nurse or child care provider.

Asthma Treatment Plan – Student Parent Instructions



The **PACNJ Asthma Treatment Plan** is designed to help everyone understand the steps necessary for the individual student to achieve the goal of controlled asthma.

- 1. Parents/Guardians:** Before taking this form to your Health Care Provider, complete the top left section with:
 - Child's name
 - Child's date of birth
 - Child's doctor's name & phone number
 - An Emergency Contact person's name & phone number
 - Parent/Guardian's name & phone number
- 2. Your Health Care Provider will** complete the following areas:
 - The effective date of this plan
 - The medicine information for the Healthy, Caution and Emergency sections
 - Your Health Care Provider will check the box next to the medication and check how much and how often to take it
 - Your Health Care Provider may check **"OTHER"** and:
 - ❖ Write in asthma medications not listed on the form
 - ❖ Write in additional medications that will control your asthma
 - ❖ Write in generic medications in place of the name brand on the form
 - Together you and your Health Care Provider will decide what asthma treatment is best for your child to follow
- 3. Parents/Guardians & Health Care Providers together** will discuss and then complete the following areas:
 - Child's peak flow range in the Healthy, Caution and Emergency sections on the left side of the form
 - Child's asthma triggers on the right side of the form
 - **Permission to Self-administer Medication** section at the bottom of the form: Discuss your child's ability to self-administer the inhaled medications, check the appropriate box, and then both you and your Health Care Provider must sign and date the form
- 4. Parents/Guardians:** After completing the form with your Health Care Provider:
 - Make copies of the Asthma Treatment Plan and give the signed original to your child's school nurse or child care provider
 - Keep a copy easily available at home to help manage your child's asthma
 - Give copies of the Asthma Treatment Plan to everyone who provides care for your child, for example: babysitters, before/after school program staff, coaches, scout leaders

PARENT AUTHORIZATION

I hereby give permission for my child to receive medication at school as prescribed in the Asthma Treatment Plan. Medication must be provided in its original prescription container properly labeled by a pharmacist or physician. I also give permission for the release and exchange of information between the school nurse and my child's health care provider concerning my child's health and medications. In addition, I understand that this information will be shared with school staff on a need to know basis.

Parent/Guardian Signature _____

Phone _____

Date _____

FILL OUT THE SECTION BELOW ONLY IF YOUR HEALTH CARE PROVIDER CHECKED PERMISSION FOR YOUR CHILD TO SELF-ADMINISTER ASTHMA MEDICATION ON THE FRONT OF THIS FORM.

RECOMMENDATIONS ARE EFFECTIVE FOR ONE (1) SCHOOL YEAR ONLY AND MUST BE RENEWED ANNUALLY

- I do request that my child be **ALLOWED** to carry the following medication _____ for self-administration in school pursuant to N.J.A.C.:6A:16-2.3. I give permission for my child to self-administer medication, as prescribed in this Asthma Treatment Plan for the current school year as I consider him/her to be responsible and capable of transporting, storing and self-administration of the medication. Medication must be kept in its original prescription container. I understand that the school district, agents and its employees shall incur no liability as a result of any condition or injury arising from the self-administration by the student of the medication prescribed on this form. I indemnify and hold harmless the School District, its agents and employees against any claims arising out of self-administration or lack of administration of this medication by the student.
- I **DO NOT** request that my child self-administer his/her asthma medication.

Parent/Guardian Signature _____

Phone _____

Date _____




"Your Pathway to Asthma Control"
PACNJ approved Plan available at
www.pacnj.org

Disclaimer: The use of this Website/PACNJ Asthma Treatment Plan and its content is at your own risk. The content is provided on an "as is" basis. The American Lung Association of the Mid-Atlantic (ALAM-A), the Pediatric/Adult Asthma Coalition of New Jersey and all affiliates disclaim all warranties, express or implied, statutory or otherwise, including but not limited to the implied warranties of merchantability, non-infringement of third parties' rights, and fitness for a particular purpose. ALAM-A makes no representations or warranties about the accuracy, reliability, completeness, currency, or timeliness of the content. ALAM-A makes no warranty, representation or guaranty that the information will be uninterrupted or error free or that any defects can be corrected. In no event shall ALAM-A be liable for any damages (including, without limitation, incidental and consequential damages, personal injury/wrongful death, lost profits, or damages resulting from data or business interruption) resulting from the use or inability to use the content of this Asthma Treatment Plan whether based on warranty, contract, tort or any other legal theory, and whether or not ALAM-A is advised of the possibility of such damages. ALAM-A and its affiliates are not liable for any claim, whatsoever, caused by your use or misuse of the Asthma Treatment Plan, nor of this website.

The Pediatric/Adult Asthma Coalition of New Jersey, sponsored by the American Lung Association in New Jersey. This publication was supported by a grant from the New Jersey Department of Health and Senior Services, with funds provided by the U.S. Centers for Disease Control and Prevention under Cooperative Agreement 5U59CH000491-5. Its content are solely the responsibility of the authors and do not necessarily represent the official views of the New Jersey Department of Health and Senior Services or the U.S. Centers for Disease Control and Prevention. Although this document has been funded wholly or in part by the United States Environmental Protection Agency under Agreement XA96296601-2 to the American Lung Association in New Jersey, it has not gone through the Agency's publications review process and therefore, may not necessarily reflect the views of the Agency and no official endorsement should be inferred. Information in this publication is not intended to diagnose health problems or take the place of medical advice. For asthma or any medical condition, seek medical advice from your child's or your health care professional.

Sponsored by





TOTOWA
PUBLIC
SCHOOLS

OFFICE OF THE SUPERINTENDENT
Washington Park School
10 Crews Street, Totowa, NJ 07512
Phone: 973-956-0010

Patricia Capitelli
Beverly Luciano

Superintendent
School Nurses

Permission Form for Administration of Medication
2020-2021 School Year

Medication must come as dispensed by the pharmacy; have the name of the child, prescribing physician, medication, dosage, administration schedule, and the name of the pharmacy on the container. Parents are responsible for bringing the medication to the school and for picking up unused medication.

It should be understood that when the Parent(s)/Guardian(s) authorize a medical treatment for their child in school, such authorization includes permission for appropriate communication between the school health professional and the medical prescriber related to the specific treatment in question.

Pupils Name _____
Name of Medication _____
Purpose of its administration to pupil _____
Proper Timing of Medication _____
Proper dosage of medication: _____
Possible side effects: _____
Other medication(s) currently being taken: _____
Time Medication will be discontinued: End of current school year. (2020-2021)

The above student is physically fit to attend school, free of contagious disease, and would not be able to attend school unless the above medication can be administered during school time.

Physician Signature: _____ Date: _____

Physician's Name (print) _____

Parent/ Guardian
Signature _____ Date: _____

Permission Granted: _____ Principal's Signature: _____ Date: _____

Permission Denied: _____ Principal's Signature: _____

Reason for Denial: _____

All discontinued medication must be picked up by the parent within two weeks or it will be discarded.

**The parents or guardians of the pupil acknowledge that the Totowa school district, the Board of Education, and its employees shall incur no liability as a result of any injury arising from the administration of medication by the school nurse. Also the parents or guardians shall indemnify and hold harmless the Totowa School district, the Board of Education and its employees or agents from any and all claims arising out of the administration of medication.

Revised 5/2016



TOTOWA
PUBLIC
SCHOOLS

OFFICE OF THE SUPERINTENDENT
Washington Park School
10 Crews Street, Totowa, NJ 07512
Phone: 973-956-0010

Patricia Capitelli

Superintendent
Lori Johnson / Beverly Luciano
School Nurses

Permission Form for Self-Administration of Medication
2020-2021 School Year

It should be understood that when the Parent(s)/Guardian(s) authorize a medical treatment for their child in school, such authorization includes permission for appropriate communication between the school health professional and the medical prescriber related to the specific treatment in question.

Pupils Name _____
Name of Medication _____
Purpose of its administration to pupil _____
Proper Timing and dose of Medication _____
Time Medication will be discontinued: End of current school year. (2020-2021)

PLEASE CHECK IF TRUE:

- The pupil is physically fit to attend school and is free of contagious disease.
- The pupil would not be able to attend school if the medication is not administered.
- The pupil is sufficiently mature and responsible to self-administer the medication.
- The risk of improper administration is minimal.
- All of the above conditions have been met.

****The parents or guardians of the pupil acknowledge that the Totowa school district, the Board of Education, and its employees shall incur no liability as a result of any injury arising from the self-administration of medication by the pupil. Also the parents or guardians shall indemnify and hold harmless the Totowa School district, the Board of Education and its employees or agents from any and all claims arising out of the self-administration of medication.**

Physician Signature: _____ Date: _____

Physician's Name (print) _____

Parent/ Guardian
Signature _____ Date: _____

Permission Granted: _____ Principal's Signature: _____ Date: _____

Permission Denied: _____ Principal's Signature: _____ School Physician: _____

Reason for Denial: _____