

Articulation



Speech Sound Practice

I am practicing these sounds:



Monday	Tuesday	Wednesday	Thursday	Friday	Weekend
<p><i>/ Spy:/</i> Hunt for objects around the house that have your sounds and say them 10 times each.</p>	<p><i>Arts and Crafts!</i> Draw and color pictures that have your sounds and say them 10 times each.</p>	<p><i>Play Time!</i> Use your good speech while you pretend to be a Police Officer.</p>	<p><i>Book Worm!</i> Read a book and listen for your sounds, then say the word 5 times.</p>	<p><i>Action!</i> Color this square if you use your good speech sounds while telling a story.</p>	<p><i>Free Day!</i> Play outside and use your imagination.</p>
<p><i>/ Spy:/</i> Hunt for pictures in a book that have your sound and say them 10 times each.</p>	<p><i>Arts and Crafts!</i> Paint a picture of 3 things that have your sounds and say them 10 times each.</p>	<p><i>Play Time!</i> Use your good speech while you pretend to be an Astronaut.</p>	<p><i>Book Worm!</i> Read a book and listen for your sounds, then say the word 4 times.</p>	<p><i>Action!</i> Color this square if you use your good speech sounds while counting to 100.</p>	<p><i>Free Day!</i> Play outside and use your imagination.</p>
<p><i>/ Spy:/</i> Use a flashlight to find your hidden pictures in a dark room and say them 10 times.</p>	<p><i>Arts and Crafts!</i> Cut out pictures that have your sounds from a magazine and say them 10 times each.</p>	<p><i>Play Time!</i> Use your good speech while you pretend to be a Lifeguard.</p>	<p><i>Book Worm!</i> Read a book and listen for your sounds, then say the word 5 times.</p>	<p><i>Action!</i> Color this square if you use your good speech sounds while eating a snack.</p>	<p><i>Free Day!</i> Play outside and use your imagination.</p>
<p><i>/ Spy:/</i> Have a friend hide your pictures around the room for you to find and say them 10 times.</p>	<p><i>Arts and Crafts!</i> Use sidewalk chalk to draw pictures that have your sounds and say them 10 times each.</p>	<p><i>Play Time!</i> Use your good speech while you pretend to be a Scientist.</p>	<p><i>Book Worm!</i> Read a book and listen for your sounds, then say the word 4 times.</p>	<p><i>Action!</i> Color this square if you use your good speech sounds while you talk to your family.</p>	<p><i>Free Day!</i> Play outside and use your imagination.</p>

“Do one activity a day, Your good speech sounds will stay.”

Cross off a square each time you practice your skills. Try to practice at least 4 TIMES every week!




Speech Sound Practice

I am practicing these sounds:

Weeks 5-8

Monday	Tuesday	Wednesday	Thursday	Friday	Weekend
<p><i>1 Spy!</i> Find 10 things with your sound in the house and say them 10 times each.</p>	<p><i>Arts and Crafts!</i> Draw and color pictures that have your sounds and say them 10 times each.</p>	<p><i>Play Time!</i> Use sidewalk chalk to draw pictures that have your sound and say them with your good speech.</p>	<p><i>Book Worm!</i> Read a book and listen for your sounds, then say the word 5 times.</p>	<p><i>Speak Up!</i> Talk about what you want to be when you grow up. Be sure to use your good sounds.</p>	<p><i>Free Day!</i> Color this square while you listen to a song.</p>
<p><i>1 Spy!</i> Find 10 things with your sound while riding in the car and say them 10 times each.</p>	<p><i>Arts and Crafts!</i> Cut and glue pictures that have your sound and say them 10 times each. Use these pictures for more activities this month!</p>	<p><i>Play Time!</i> Put your pictures in a hat. Pull each one out and practice saying it 10 times.</p>	<p><i>Book Worm!</i> Read a book and listen for your sounds, then say the word 4 times.</p>	<p><i>Speak Up!</i> Talk about your favorite animal. Be sure to use your good sounds.</p>	<p><i>Free Day!</i> Color this square while you listen to a story.</p>
<p><i>1 Spy!</i> Find 10 things with your sound that you eat and say them 10 times each.</p>	<p><i>Arts and Crafts!</i> Draw pictures of words that have your sounds and see if others can guess what you're drawing.</p>	<p><i>Play Time!</i> Play Rock-Paper-Scissors with a friend and say 10 of your pictures before each turn.</p>	<p><i>Book Worm!</i> Read a book and listen for your sounds, then say the word 5 times.</p>	<p><i>Speak Up!</i> Talk about somewhere you would like to visit. Be sure to use your good sounds.</p>	<p><i>Free Day!</i> Color this square after you eat lunch.</p>
<p><i>1 Spy!</i> Find 10 words that have your sound in a book and say them 10 times each.</p>	<p><i>Arts and Crafts!</i> Cut out letters from magazines to create new words that have your sounds. Say them 10 times each.</p>	<p><i>Play Time!</i> Roll a dice and say words or sentences with your sound that many times.</p>	<p><i>Book Worm!</i> Read a book and listen for your sounds, then say the word 4 times.</p>	<p><i>Speak Up!</i> Talk about your favorite thing you have done this summer. Be sure to use your good sounds.</p>	<p><i>Free Day!</i> Color this square if you are at least 3 years old.</p>


Spend a morning at the zoo,
 Have a picnic on the beach.
 No matter what you choose to do,
 Always remember to use good speech!
 Color in a square each time you practice your skills.
 Try to practice at least 4 TIMES every week!



Color in a square each time you practice your communication skills.
 Try to practice at least 4 TIMES every week!

“Communication is the ability to affect other people with words.”
 - Jim Rohn

Speech Sound Practice
 I am practicing these sounds:




Monday	Tuesday	Wednesday	Thursday	Friday	Weekend
<p><i>1 Spy!</i> Use a flashlight to find your hidden pictures in a dark room and say them 5 times each.</p>	<p><i>Arts and Crafts!</i> Make objects out of Play-Doh that have your sound and say them 3 times each.</p>	<p><i>Play Time!</i> Say a word with your sound 3 times before you take a turn during a board game.</p>	<p><i>Book Worm!</i> Read a book and listen for your sounds, then say each word 4 times.</p>	<p><i>Action!</i> Use your good speech sounds while you talk about your day.</p>	<p><i>Free Day!</i> Tell someone a scary story.</p>
<p><i>1 Spy!</i> Think of 5 things with your sound that are at a parade and say them 5 times each.</p>	<p><i>Arts and Crafts!</i> Draw and color pictures that have your sound and say them 5 times each.</p>	<p><i>Play Time!</i> Play tic-tac-toe with your sound pictures on the squares.</p>	<p><i>Book Worm!</i> Read a book and listen for your sounds, then say each word 5 times.</p>	<p><i>Action!</i> Use your good speech sounds while you say the days of the week.</p>	<p><i>Free Day!</i> Tell someone a story about a robot.</p>
<p><i>1 Spy!</i> Go on a walk and find 5 things that have your sound and say them 5 times each.</p>	<p><i>Arts and Crafts!</i> Use sidewalk chalk to draw pictures that have your sounds and say them 3 times each.</p>	<p><i>Play Time!</i> Play a memory game with your sound pictures. Say a word 5 times each time you find a match.</p>	<p><i>Book Worm!</i> Read a book and listen for your sounds, then say each word 4 times.</p>	<p><i>Action!</i> Use your good speech sounds while you count to 100.</p>	<p><i>Free Day!</i> Tell someone about your favorite movie.</p>

Speech Practice at Home

by Kevin Stuckey, M.Ed., CCC-SLP and Julie A. Daymut, M.A., CCC-SLP

Good communication depends on good articulation skills. Articulation refers to the production of speech sounds. When a child has difficulty producing specific sounds, speech intelligibility decreases, and the listener may not understand the child's intended message. A speech-language pathologist (SLP) works with a child to help him/her produce sounds correctly. They may work on individual sounds in isolation or sounds in syllables, words, phrases, or sentences. The ultimate goal is to help a child correctly produce speech sounds spontaneously at the conversational level. The SLP may send practice work home for the parents to complete with their child. Homework activities provide opportunities for a child to practice speech in a more natural environment with the encouragement and support of family.



Practicing Speech with Your Child

Following is a list of homework suggestions so that a child may practice speech in everyday situations and environments. Incorporate these simple suggestions at home to help your child practice speech sounds in a functional way. **Be sure to follow the guidance of the SLP that is working with your child when implementing these—and any other—practice exercises.**

Homework Suggestions – Word/Phrase/Sentence Level Activities (adapted from ARTIC LAB®):

1. Practice your /l/ words 25 times while getting dressed for school.
2. Practice your /r/ phrases 25 times on your way to school or on your way home.
3. Practice your /s/ sentences while shopping at the grocery store with your parent(s).
4. Practice your _____ for five minutes before or after dinner.
5. Practice your _____ 25 times before turning off the light to go to bed.
6. Practice your _____ with a brother/sister for five minutes.
7. Practice your _____ words while taking a bath.
8. Practice your _____ during commercials of one TV show.
9. Practice your _____ 25 times before or after playing video games.
10. Practice your _____ 25 times before brushing your teeth.
11. Practice your _____ while riding your bike.
12. Practice your _____ while cleaning your room/picking up toys.
13. Practice your _____ while your family cooks dinner.
14. Practice your _____ as you walk to the corner and back.
15. Practice your _____ for five minutes while riding in the car.

Helpful Products

The list of Super Duper® products below may be helpful when working with children who have special needs. Visit www.superduperinc.com and type in the item name or number in our search engine. Click the links below to see the product description.

Webber's® Jumbo Artic Drill Book
Item #BK-233

Word FLIPS®
Item #BK-318


Interactive Sing-Along Big Books Set 3
Item #TPX-18421

Turn & Talk® Early Sounds
Item #BK-350

Creative Articulation Practice at Home: Fun for the Whole Family!

by Keri Spielvogle, MCD, CCC-SLP

Looking for a new way to work on articulation skills at home? Or a new and different way to get your students interested in articulation therapy? Make it fun and exciting for your children by trying the following suggestion. It's an activity for all the children to enjoy!



Fun Articulation Practice... "in a box!"

- 1) Make a "mystery box" using common household objects and your child's toys. Cut a slot in the top of a good-sized box. Make sure that your child's hands plus an object fit through the slot.
- 2) Help your child decorate the box the way he/she wants it to look. This makes the child feel like he/she is participating and provides a great language-building activity.
- 3) Talk to your child's SLP about what he/she is working on in therapy.

Some specific questions to ask are:

- ➔ What sound/sounds is he/she working on in speech class?
 - ➔ What position/positions is he/she working on with each sound? (Basically, **initial** means a sound at the beginning; **medial** means a sound in the middle; and **final** means a sound at the end. For example, for the /k/ sound, "cup" is initial; "bacon" is medial; and "book" is final.)
 - ➔ What level is he/she working on? (There are different levels a child works on, each getting more difficult. The "easiest" level is **isolation**, or the "k" sound alone. Next, the "k" sound is in some position within a **syllable** (i.e., "ka," "aka," or "ak.") Next, the **word** level (i.e., cup, bacon, book), then, a phrase (i.e., "in the cup;" "in the book"), then, a sentence (i.e., "I read a book," or "The juice is in the cup"). Finally, the sound is monitored in conversation for consistent production.)
- 4) Pick 10-15 objects, letter cards, or syllable cards with your child's target sound in them and, without your child seeing, "hide" them in the Mystery Box.
 - 5) Let your child choose an object/card and say/name it, use it in a phrase, sentence, or ask questions to elicit conversation.

- 6) Continue until your child sees all objects and completes each task.
- 7) For a special treat, put a "surprise" in the box your child can keep or eat!

Some ideas for five commonly misarticulated sounds are:

S

Initial

cereal
celery
cent
seed
seashell
salt
soap
soup
softball
sock



Medial

bicycle (toy)
dinosaur (toy)
motorcycle (toy)
pencil
receipt
baseball
glasses
icing
bracelet
whistle

Final

bus (toy)
dress
(shoe) lace
box (smaller)
horse (toy)
(dental) floss
lace
purse
ice (in a baggie)
necklace

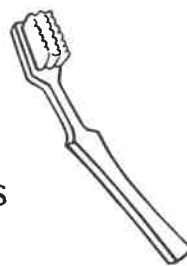
SH

Initial

shoe
shapes (toy)
ship (toy)
shirt
shells
shampoo
shoelace
sugar
shovel (toy)
shark (toy)

Medial

horseshoe
toothbrushes
tissue
marshmallows
nutshells
washcloth
dishes (toy)
invitation
lotion
flashlight



Final

hairbrush
toothbrush
fish (toy/picture)
mouthwash
nail polish
dish
leash
paintbrush
starfish
licorice

R

Initial

rope
rose
ring
rabbit (toy)
robe
rattle
ribbon
radio
rocket (toy)
raisins



Medial

airplane (toy)
carrots
earrings
horse (toy)
purse
fork
marbles
markers
shirt
fire engine (toy)

Final


(teddy) bear
car (toy)
pear
jar
flower
feather
dollar
dinosaur (toy)
paper
letter



K

Initial

can
key
car (toy)
comb
candy
kite
carrots
cow (toy)
cat (toy)
corn



Medial

chicken (toy)
bacon (toy)
pumpkin (toy)
rocket (toy)
helicopter (toy)
bicycle (toy)
sneaker
napkin
chocolate
monkey (toy)

Final

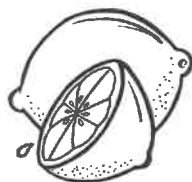
sock
stick
truck (toy)
block
snake (toy)
book
cake
rake (toy)
milk
black (crayon)



L

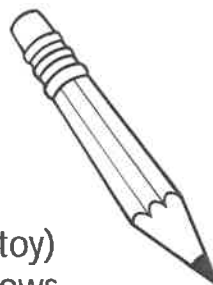
Initial

lamp (toy)
leaf
lamb (toy)
lime
ladder (toy)
lemon
letter
lipstick
lotion
lizard (toy)



Medial

balloon
collar
dollar
jelly
necklace
pillow
ruler
elephant (toy)
marshmallows
helicopter (toy)




Final

bell
doll
ball
bowl
nail
football
pencil
towel
seashell
mail

Use this activity with all your children and with every sound. With a little creativity, you can make articulation practice FUN!

_____ Name

_____ Date



Call Toll Free 1-800-277-8737
Fax Toll Free 1-800-978-7379

Online!
www.superduperinc.com